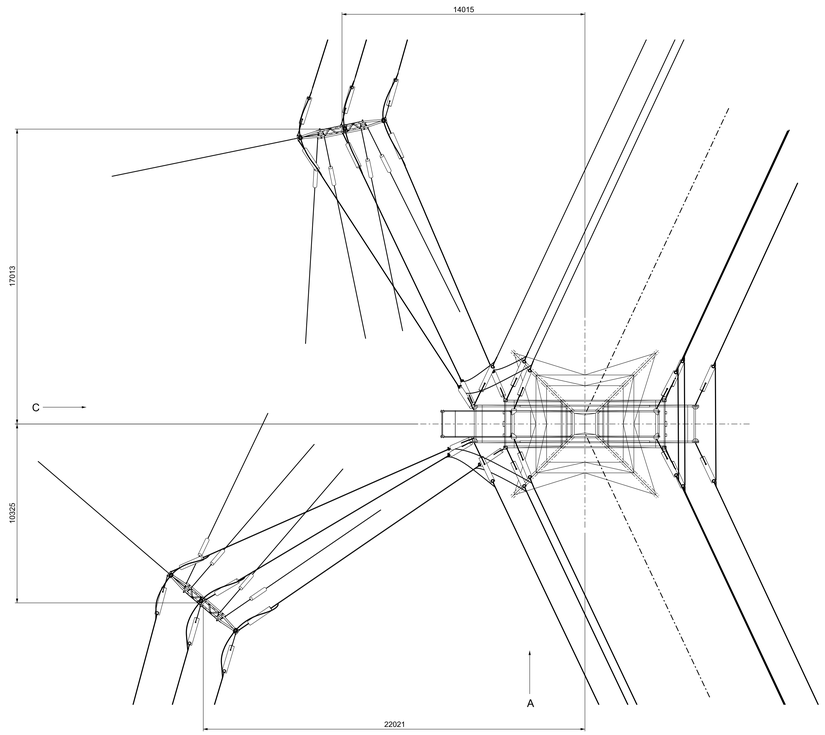

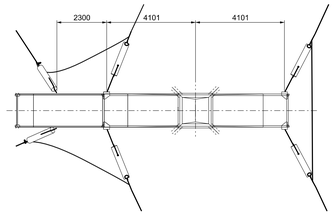

PLAN VIEW ON TOP CROSSARMS
(SCALE 1:100)

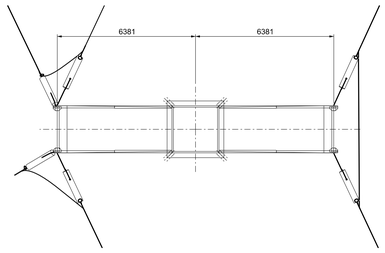

PLAN VIEW ON MIDDLE CROSSARMS
(SCALE 1:100)

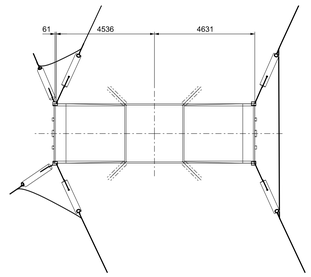

PLAN VIEW ON BOTTOM CROSSARMS
(SCALE 1:100)

DESIGN EMPHASIS

- ❑ FOCAL POINT OF DESIGN (EG. NEW STEELWORK, ADDITIONAL LINKS, ETC...) ARE IDENTIFIED BY THIS SYMBOL.

CDM RESIDUAL RISK

- ❑ DESIGN BASED HAZARDS ARE ACTIVELY ELIMINATED WHERE PRACTICAL. WHERE HAZARDS ARE NOT ELIMINATED THEY ARE IDENTIFIED BY THIS SYMBOL.
- ❑ HAZARDS / RISKS THAT SHOULD BE CONSIDERED BY A COMPETENT CONTRACTOR ARE NOT IDENTIFIED

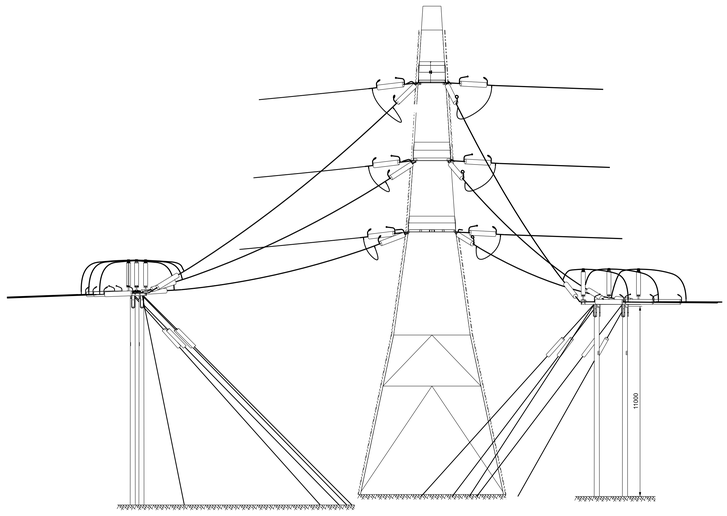

LONGITUDINAL VIEW ON ARROW 'C'
(FACE A-D OMITTED FOR CLARITY)

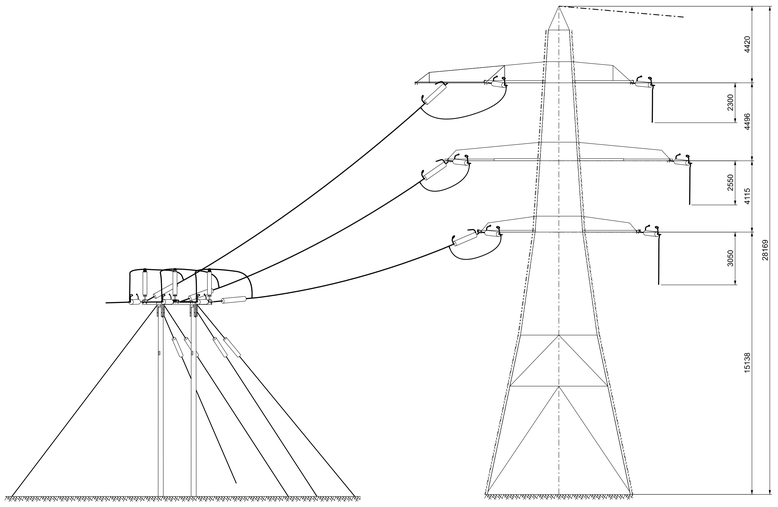

ELEVATION VIEW ON ARROW 'A'
(INCOMING LINES AND WOOD POLE No. WP4 OMITTED FOR CLARITY)

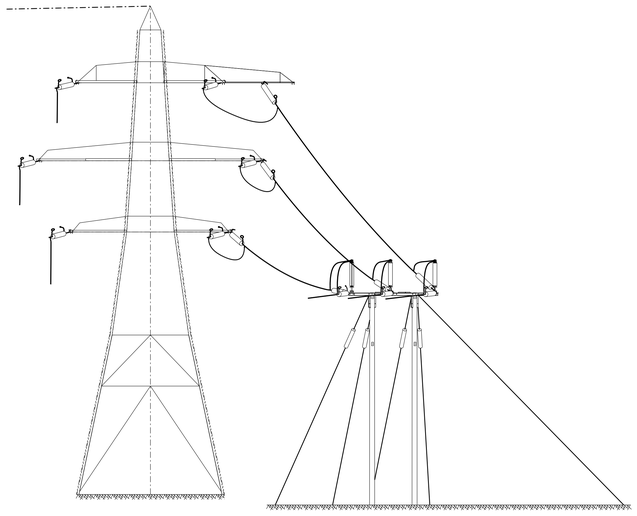

ELEVATION VIEW ON ARROW 'B'
(INCOMING LINES AND WOOD POLE No. WP3 OMITTED FOR CLARITY)

WARNING: DRAWING MAY BE REDUCED WHEN PLOTTED OR PRINTED. DO NOT SCALE.

LSTC GROUP
http://www.lstc.co.uk
Tel.: 01377 253617

Rev	Date	Chkd	Rev	Date	Chkd	Rev	Date	Chkd	Rev	Date	Chkd	Rev	Date	Chkd	Rev	Date	Chkd	Rev	Date	Chkd	Rev	Date	Chkd	Rev	Date	Chkd	Rev	Date	Chkd	Rev	Date	Chkd	Rev	Date	Chkd	Rev	Date	Chkd	Rev	Date	Chkd
1	26/8/24	-																																							
	Drwn	Appd		Drwn	Appd		Drwn	Appd		Drwn	Appd		Drwn	Appd		Drwn	Appd		Drwn	Appd		Drwn	Appd		Drwn	Appd		Drwn	Appd		Drwn	Appd		Drwn	Appd		Drwn	Appd		Drwn	Appd
	MA	-																																							

FOR INFORMATION

DATE	26/08/2024
DRAWN	MA
CHKD	-
APP'D	-
SCALE	1:125 @ A0

Scottish & Southern Electricity Networks

Project Number	Drawing Status
23-0796	FOR INFORMATION

Title
132kV TEE-IN ARRANGEMENT DRAWING
FOR TOWER No. 19 : L7(c) DJT STD HT
LOOP IN LOOP OUT ARRANGMENT
TO ENATS 435011 ANGLE H-POLES

Location	SSE Drawing Number	ShtNo	RevNo
STRATHY - CONNAGILL	FOR INFO ONLY	1 of 1	1