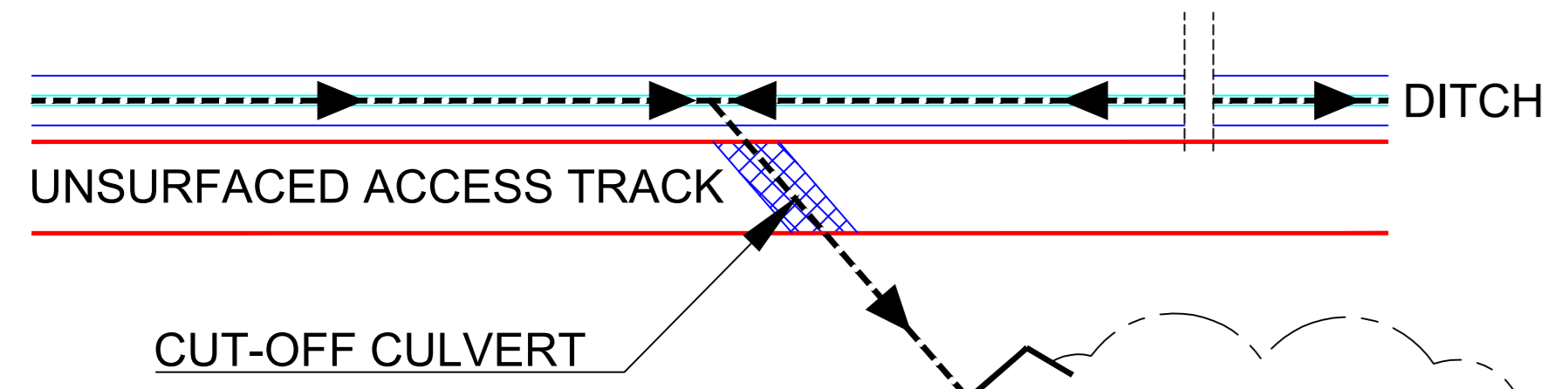
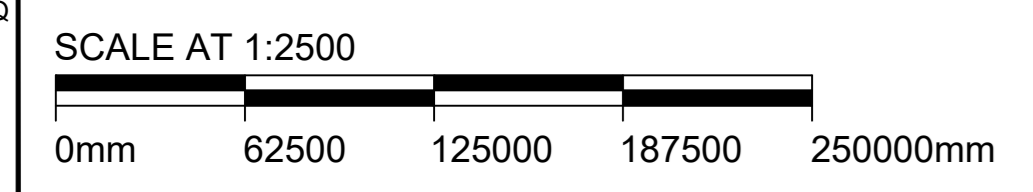
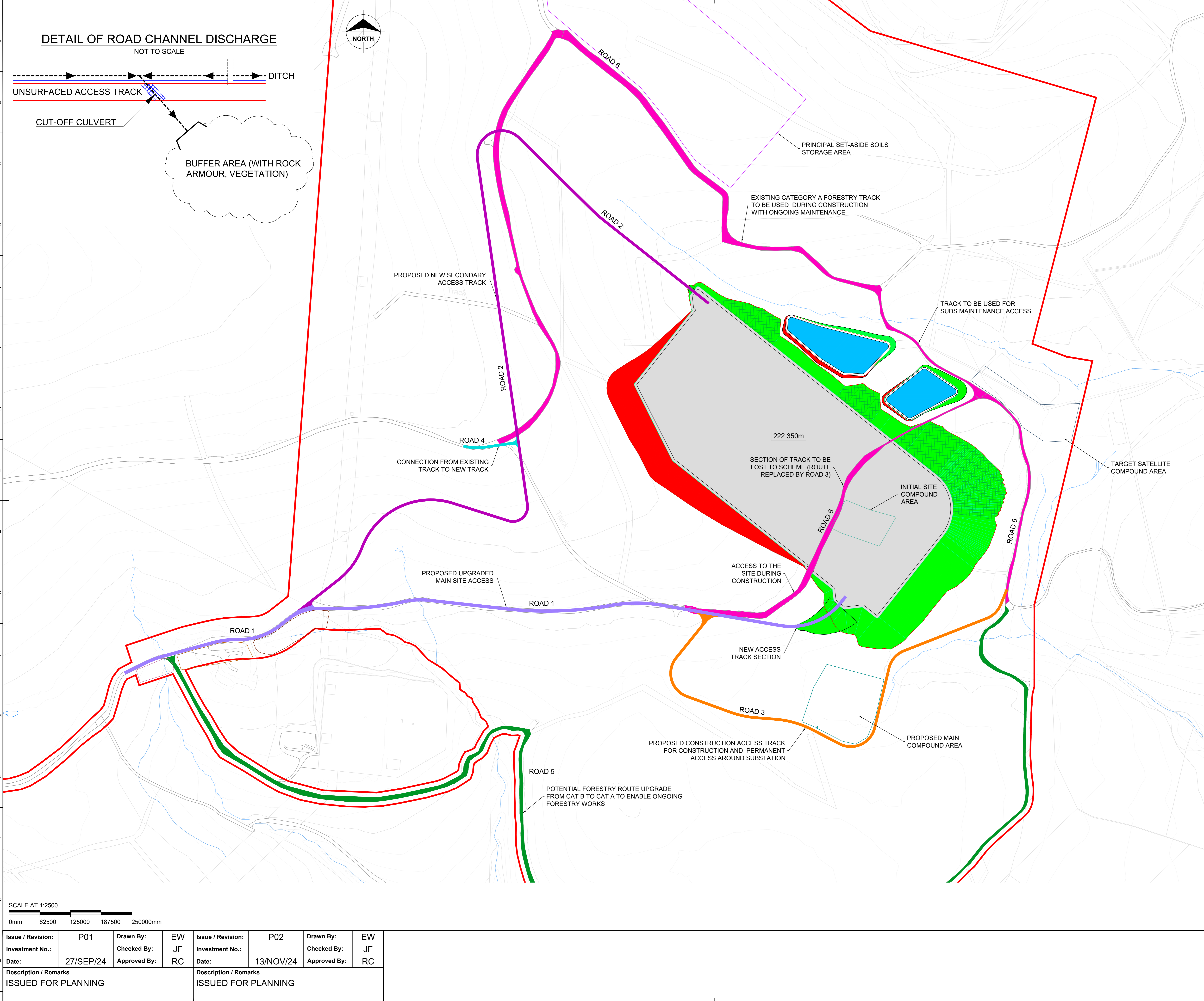


DETAIL OF ROAD CHANNEL DISCHARGE

NOT TO SCALE



- NOTES:**
1. THIS DRAWING IS FOR PLANNING PURPOSES ONLY SUBJECT TO DETAILED DESIGN
 2. DO NOT SCALE FROM THIS DRAWING. USE ONLY SPECIFIED DIMENSIONS.
 3. ALL DIMENSIONS ARE IN METRES UNLESS NOTED OTHERWISE.
 4. ALL LEVELS ARE IN METRES TO ORDNANCE DATUM UNLESS NOTED OTHERWISE.
 5. ROAD 1 - MAIN SITE ACCESS. ROAD TO BE UPGRADED TO ALLOW TRANSFORMER/ABNORMAL LOAD DELIVERY
 6. ROAD 2 - SECONDARY ACCESS ROAD, UNBOUND STONE ROAD TO FORESTRY SPECIFICATION.
 7. ROAD 3 - CONSTRUCTION ACCESS ROAD, UNBOUND STONE ROAD TO FORESTRY SPECIFICATION
 8. ROAD 4 - CONNECTION ROAD FROM NEW TO EXISTING TRACK, UNBOUND STONE ROAD TO FORESTRY SPECIFICATION.
- REFERENCE DRAWINGS:**
- 162507-BMD-ZZ-HR-DSP-TP-0001 PLANNING APPLICATION BOUNDARY & SITE ACCESS PLAN
 - 162507-BMD-CE-HR-DDE-TP-0002 SITE ACCESS ROAD SECTIONS AND DETAILS
- LEGEND:**
- PLANNING APPLICATION BOUNDARY
 - PROPOSED UPGRADED MAIN SITE ACCESS (ROAD 1)
 - PROPOSED NEW SECONDARY ACCESS (ROAD 2)
 - PROPOSED CONSTRUCTION ACCESS TRACK (ROAD 3)
 - PROPOSED CONNECTION TO EXISTING TRACK (ROAD 4)
 - POTENTIAL FORESTRY ROUTE UPGRADE (ROAD 5)
 - EXISTING CATEGORY A FORESTRY TRACK (ROAD 6)
 - CUT
 - LEVEL PLATFORM (222.350m AOD)
 - FILL (1:3 SLOPE)
 - FILL (1:5 SLOPE)
 - SUDS BASIN AREA
 - EXISTING WATERCOURSE



Drawing Status: FOR PLANNING			
Software: AUTOCAD	Status Code: Not Used	Scale: 1:2500	Paper Size: A0
Drawn By: EW	Checked By: JF	Approved By: RC	Date: 27/SEP/24
Contractor: BURNS & McDONNELL <small>Burns & McDonnell Europe (UK) Limited, trading as Burns & McDonnell, 2 Parklands Way, Marn Park, Metherell, ML1 4PP, UK. Email: enrd@burns-mcd.com Website: www.burnsmcd.com</small>			
Client: Scottish & Southern Electricity Networks		Supplier / Subcontractor:	
Drawing Title: SITE ACCESS ROADS LAYOUT			
Project Name: HURLIE 400kV SUBSTATION			
Site Name: HURLIE 400kV SUBSTATION			
Contractor Drawing No.: 162507-BMD-CE-HR-DPL-TP-0002			
Client Drawing No.: 162507-BMD-CE-HR-DPL-TP-0002		Sheet: 01	Next: -
Supplier / Subcontractor Drawing No.: -		Issue / Revision: P02	

Issue / Revision: P01	Drawn By: EW	Issue / Revision: P02	Drawn By: EW
Investment No.:	Checked By: JF	Investment No.:	Checked By: JF
Date: 27/SEP/24	Approved By: RC	Date: 13/NOV/24	Approved By: RC
Description / Remarks: ISSUED FOR PLANNING		Description / Remarks: ISSUED FOR PLANNING	