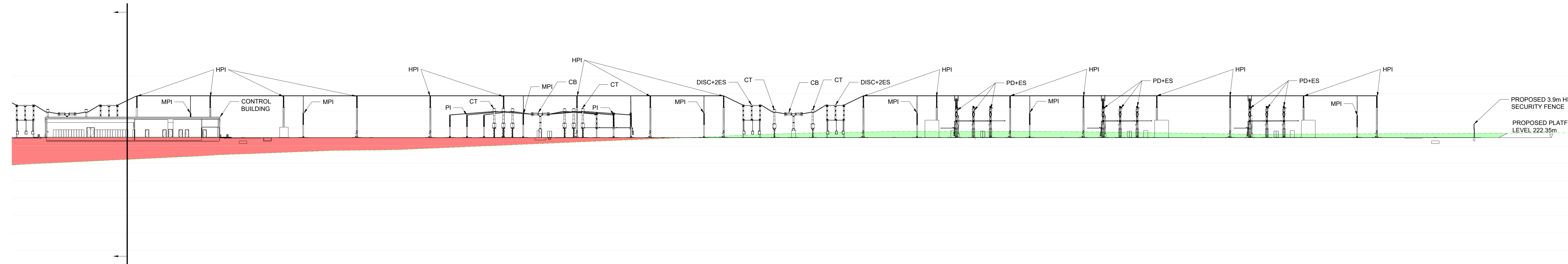
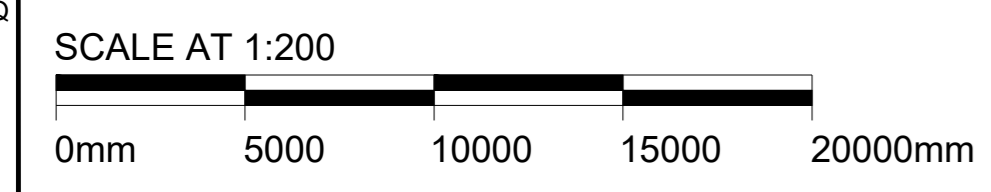


SECTION C-C  
SCALE 1:500



SECTION D-D  
SCALE 1:500

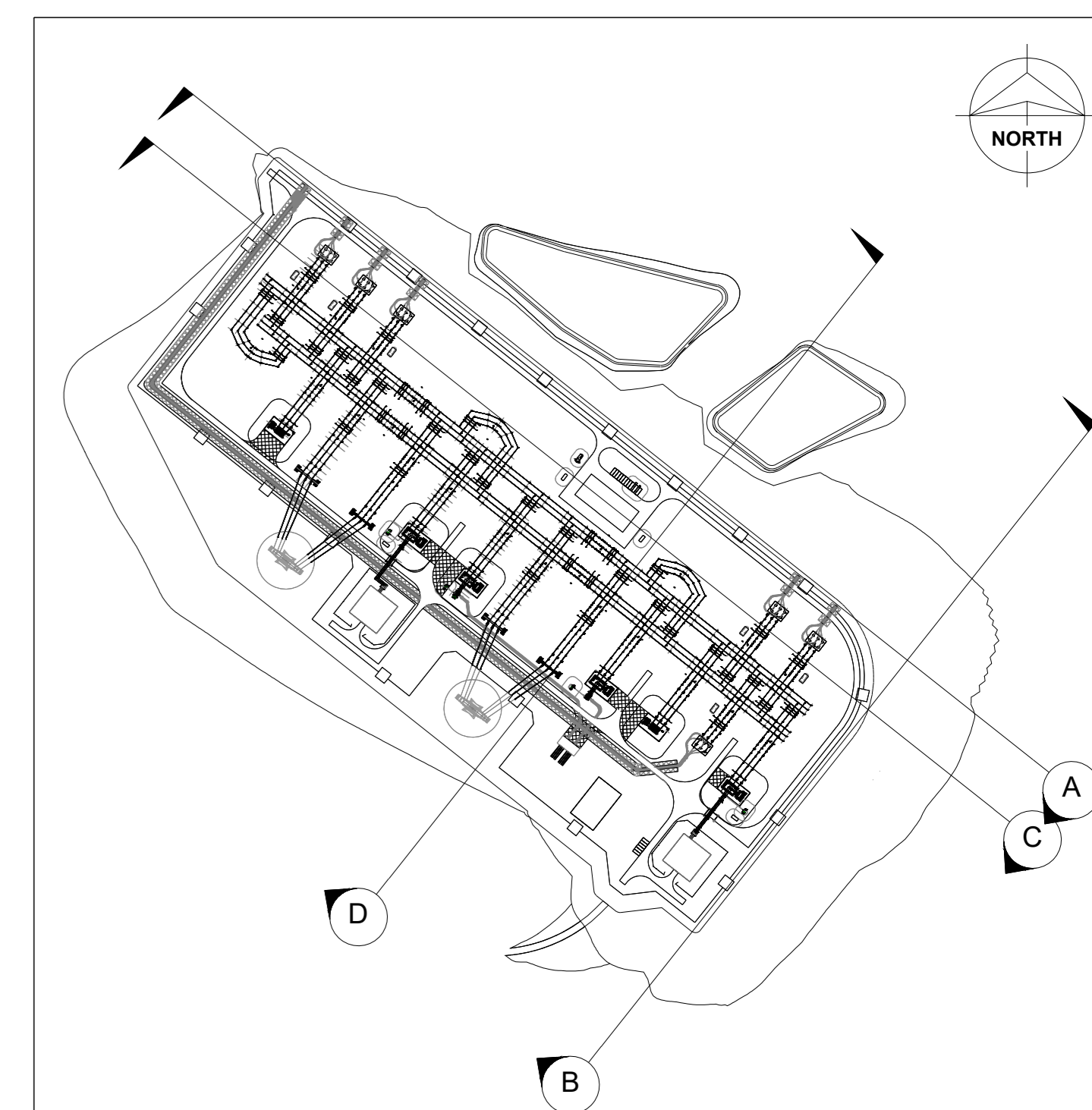


- NOTES:**
- DO NOT SCALE FROM THIS DRAWING. USE ONLY SPECIFIED DIMENSIONS.
  - ALL LEVELS ARE IN METRES TO ORDNANCE DATUM UNLESS NOTED OTHERWISE.

**REFERENCE DRAWINGS:**

162507-BMD-CE-HR-DSE-TP-0001 PLATFORM EARTHWORKS LAYOUT  
 162507-BMD-PL-HR-DPL-TP-0001 ELECTRICAL LAYOUT

- LEGEND:**
- EXISTING TERRAIN
  - CUT AREA
  - FILL AREA



KEY PLAN  
SCALE 1:5000

- KEY:**
- SA - SURGE ARRESTER
  - PI - POST INSULATOR
  - MPI - MEDIUM LEVEL POST INSULATOR
  - HPI - HIGH LEVEL POST INSULATOR
  - CT - CURRENT TRANSFORMER
  - CVT - CAPACITIVE VOLTAGE TRANSFORMER
  - CB - CIRCUIT BREAKER
  - DISC+2ES - DISCONNECTOR WITH TWO EARTH SWITCH
  - PD+ES - PANTOGRAPH WITH EARTH SWITCH
  - SGT - SUPERGRID TRANSFORMER

<b>Drawing Status:</b>			
<b>FOR PLANNING</b>			
<b>Software:</b>	<b>Status Code:</b>	<b>Scale:</b>	<b>Paper Size:</b>
AUTOCAD	Not Used	1:500	A0
<b>Drawn By:</b>	<b>Checked By:</b>	<b>Approved By:</b>	<b>Date:</b>
CN	RC	PM	21/NOV/24

**Contractor:**

**BURNS & MCDONNELL**

Burns & McDonnell Europe (UK) Limited, trading as Burns & McDonnell  
 2 Parklands Way, Marn Park, Metherell, ML1 4PR, UK  
 Email: [enr@burns-mcd.com](mailto:enr@burns-mcd.com) Website: [www.burnsmcd.com](http://www.burnsmcd.com)

**Client:**

**Supplier / Subcontractor:**

**Drawing Title:**

**SITE SECTIONS**

**Project Name:**

**HURLIE 400kV SUBSTATION**

**Site Name:**

**HURLIE 400kV SUBSTATION**

**Contractor Drawing No.:**

**162507-BMD-CE-HR-DEL-TP-0004**

**Client Drawing No.:** 162507-BMD-CE-HR-DEL-TP-0004

**Sheet:** 02

**Supplier / Subcontractor Drawing No.:** -

**Issue / Revision:** P01

<b>Issue / Revision:</b>	P01	<b>Drawn By:</b>	CN
<b>Investment No.:</b>		<b>Checked By:</b>	RC
<b>Date:</b>	21/NOV/24	<b>Approved By:</b>	PM

**Description / Remarks**

ISSUED FOR PLANNING